

Nonprofit arts and cultural organizations are vital contributors to the region's economic, civic, and educational fabric. They create jobs, stimulate dialogue, and improve quality of life. The report below represents data from Cultural Data Profiles completed as of 09/04/2020 submitted for each organization.

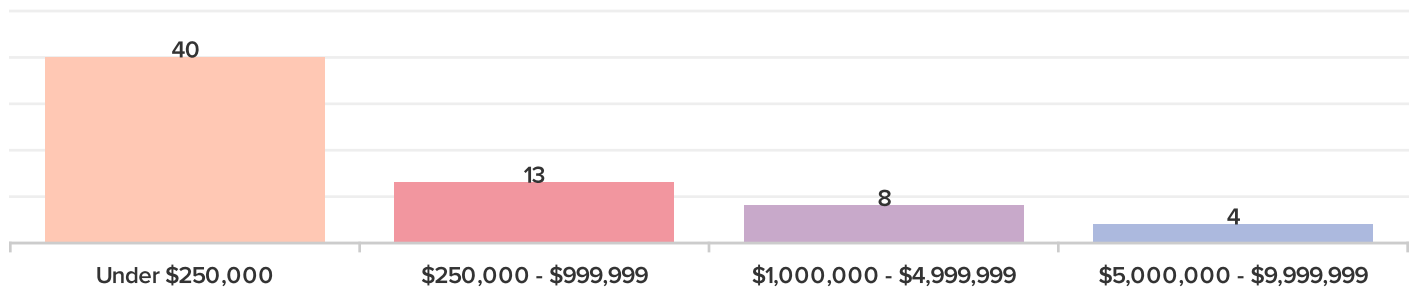
Fiscal Year: Most Recent

Number of Organizations: 65

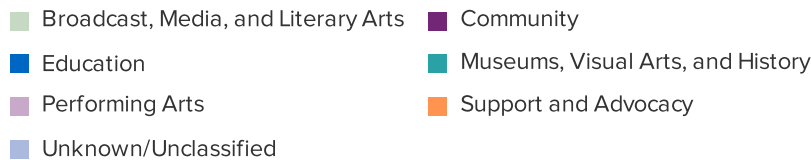
### Participating Organizations

This report represents data from cultural nonprofits that participate in DataArts, a nonprofit organization that collects and disseminates high-quality longitudinal data to support decision-making and to strengthen the performance, vitality and impact of the arts and culture sector. Any nonprofit arts and cultural organization may participate.

#### Organizations by Budget Size (Total Expenses)



#### Organizations by Discipline



### Employment

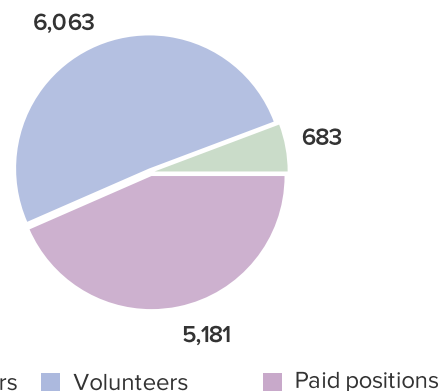
The arts and cultural sector is an important employer in our community, providing jobs for a wide range of professionals – from artists and accountants to zoologists.

Total Paid Positions  
(Full time, part time, independent contractors)

# 5,181

Total FTEs	739.91
Total volunteers	6,063
Total board members	683

#### Total Arts Workforce



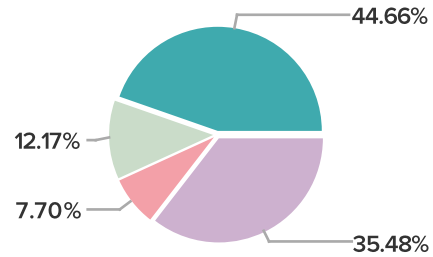
## Direct Expenditures

Arts and cultural organizations have significant direct economic impact on our community. In particular, salaries and benefits, which go to local residents, and physical plant costs (repairs, rent, etc.), which typically go to local businesses, are direct expenditures that benefit the local economy.

Total Direct Expenditures

# \$55,392,844

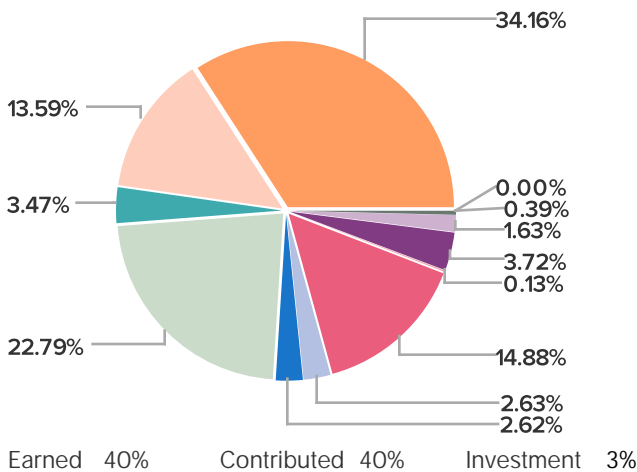
Salary & benefits	\$24,736,753
Payments to non-staff contractors, performers etc.	\$6,738,799
Occupancy expenses	\$4,262,724
All other expenses	\$19,654,568



## Revenue

Total unrestricted revenue: \$51,117,297

Total revenue (including funds restricted for future use or otherwise not available for operations): \$58,314,928



Total earned revenue operating - program	\$17,981,175
Total earned revenue operating - non-program	\$7,152,145
Investment income operating	\$1,827,917
Individual	\$11,997,701
Board	\$1,379,194
Corporate	\$1,385,129
Foundation	\$7,835,489
Government - City	\$65,861
Government - County	\$1,956,445
Government - State	\$857,450
Government - Federal	\$206,361
Government - Tribal	\$0

Figures may not add up to 100% due to rounding and reclassification/transfers.

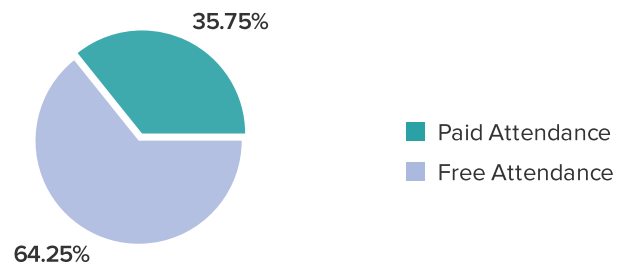
## Attendance and Participation

The arts and cultural sector provides high-quality experiences that make the community a better, more enjoyable place in which to live, and a more attractive location for businesses and in-demand workers. Many programs are an essential part of this community's commitment to families, life-long learning and 21st-century education for children and youth. Arts and cultural offerings attract tourists, conferences, and other destination-seekers to the area. A high proportion of admissions are free.

Total Attendance

# 2,489,363

Paid Attendance	890,015
Free Attendance	1,599,348



## Criteria

List: 1234746

Fiscal Year: 2018